



DOORS		FRAMES									
DOOR NO.	DOOR TYPE	DOOR SIZE	QUANTITY	MATERIAL	FINISH	HARDWARE SET NO.	FRAME TYPE	MATERIAL	FINISH	REMARKS	
1	D1	3'-0" x 7'-0"	2	HM	PT	A	(F)	S	PT	HARDWARE LOCKABLE FROM THE INSIDE, SEE DOOR NOTE #3	
2	D2	3'-0" x 7'-0"	1	SC	CLR	D	(F)	S	PT		

WINDOW TYPE	FUNCTION	QTY.	"W" WIDTH	"H" HEIGHT	FINISH	GLASS TYPE	U FACTOR	SHGC	VT MIN	MIN STC RATING	REMARKS
◊	FIXED	2	8'-0"	4'-0"	BRONZE ANODIZED	SOLAR GREY	0.780	0.430	0.37	27	INOPERABLE

ROOM NUMBER	ROOM NAME	FINISHES										REMARKS
		FLOOR	BASE	FRONT	REAR	RIGHT	LEFT	CEILING	CEILING HEIGHT			
A-101	CLASSROOM	A	D	F	F	F	F	K	8'-6"			
A-101A	RESTROOM	B	D	J	J	J	J	K	8'-6"			WALK OFF MAT @ EACH ENTRY

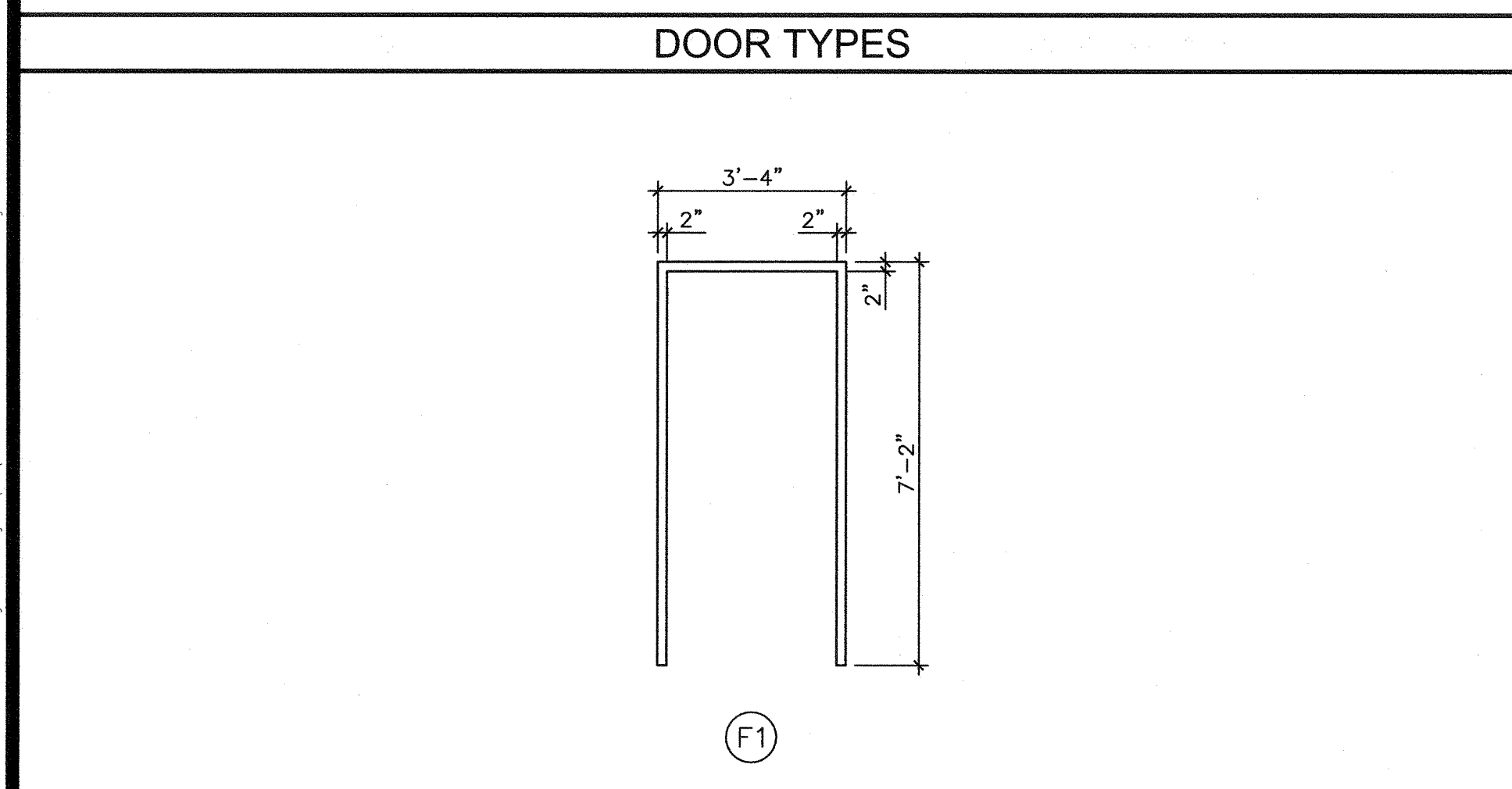
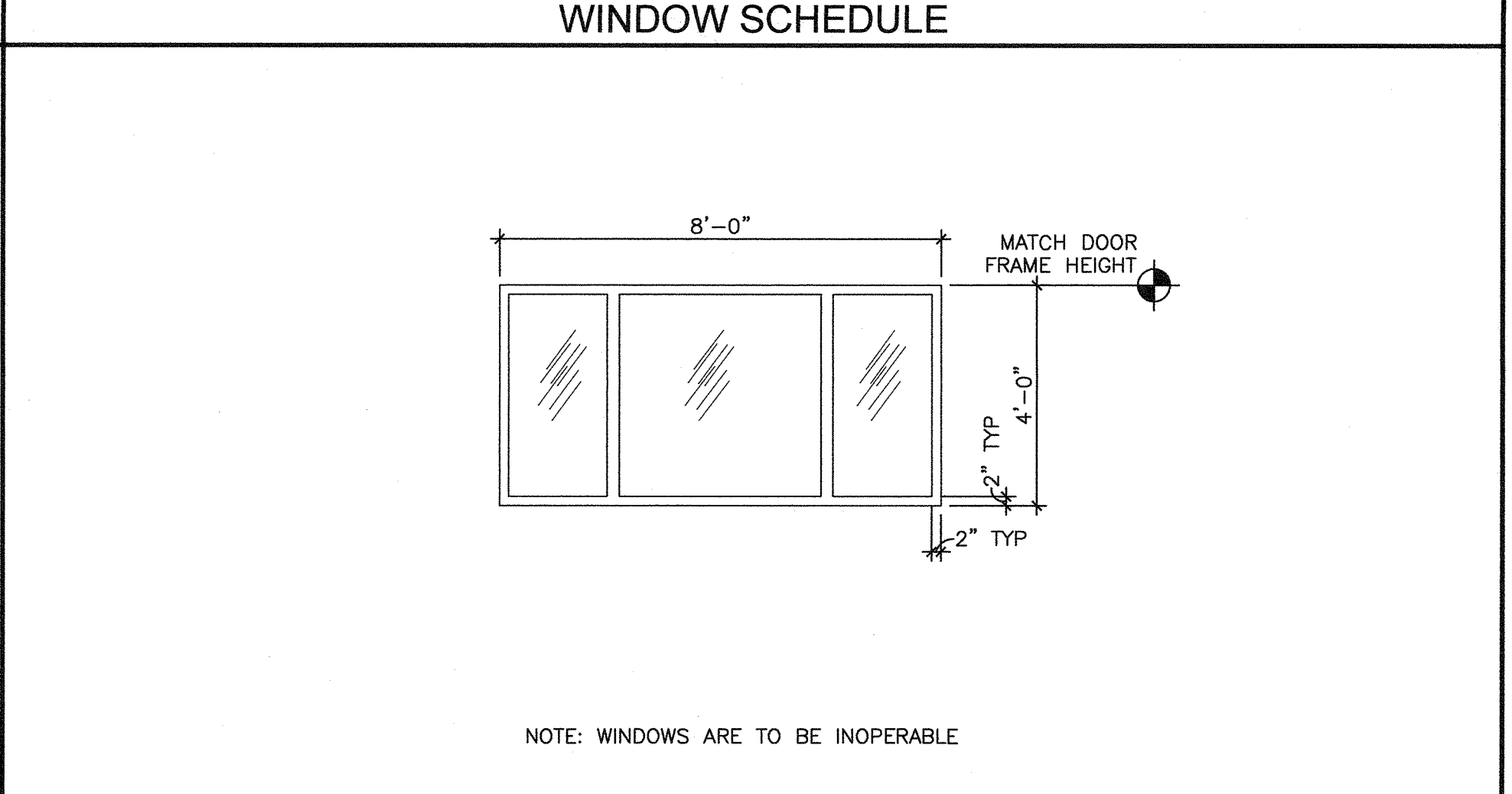
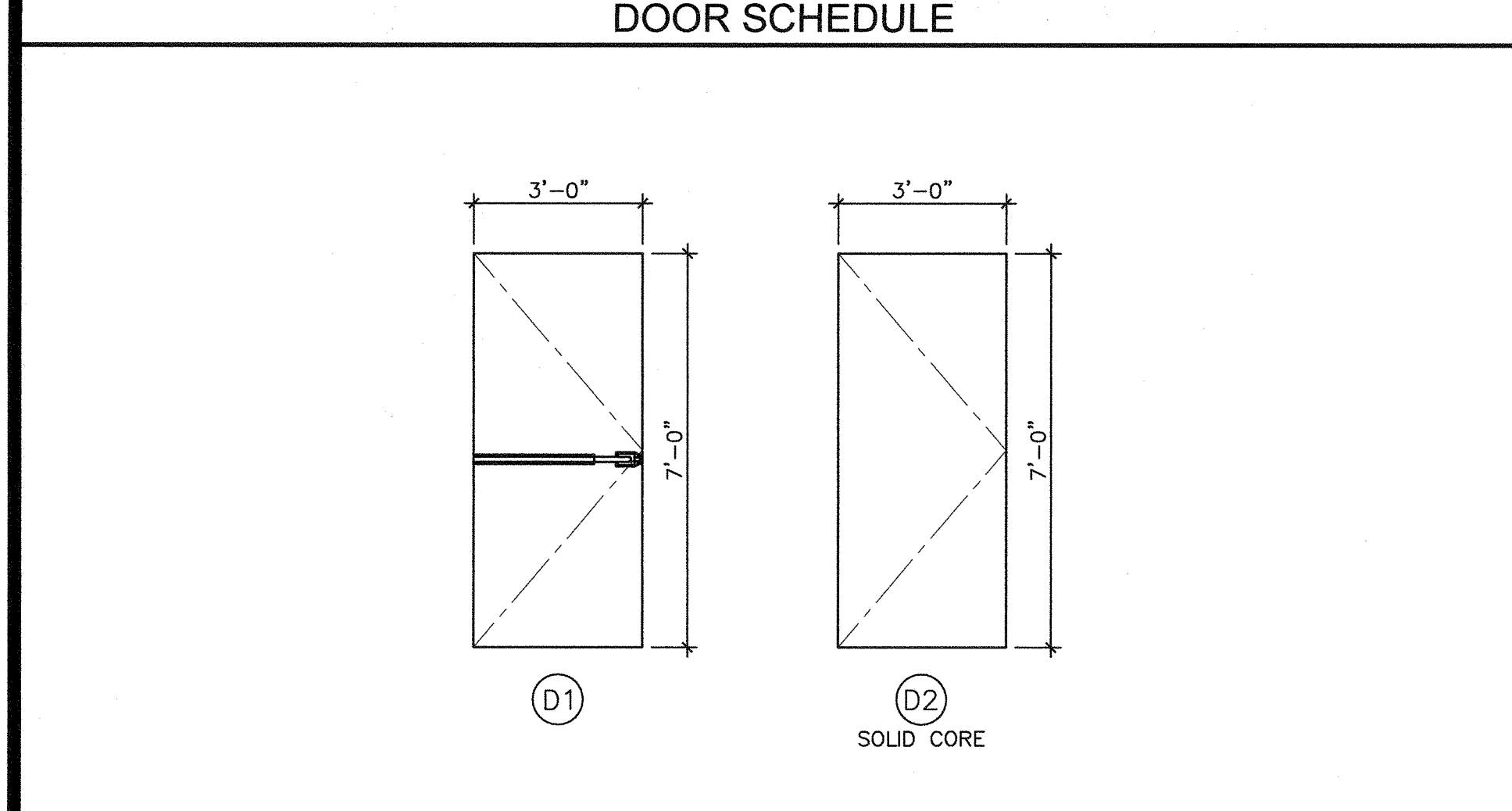
DOOR ABBREVIATIONS
 HM - HOLLOW METAL
 AL - ALUMINUM
 S - STEEL
 SST - STAINLESS STEEL
 STL - STEEL FRAME, 16ga. FULLY WELDED
 WWF - WINDOW WALL FRAME

DOOR NOTES
 1. DOORS SHALL COMPLY WITH C.B.C. SECTION 1008.
 2. CLASSROOMS > 1000 S.F. WILL REQUIRE PANIC HARDWARE THAT COMPLIES WITH C.B.C. SECTION 1008.1.10.
 3. PER C.B.C. 1008.1.11: PROVIDE LOCKS THAT ALLOW DOORS TO CLASSROOMS AND ANY ROOM WITH AN OCCUPANCY OF FIVE OR MORE PERSONS TO BE LOCKED FROM THE INSIDE. LOCKS SHALL COMPLY WITH C.B.C. SECTION 1008.1.9.

FRAME ABBREVIATIONS
 SC - SOLID CORE WOOD
 HC - HOLLOW CORE WOOD
 PT - PAINTED
 CA - CLEAR ANODIZED
 BR - BRONZE ANODIZED
 CLR - CLEAR FINISH

EXTERIOR LITE - 3/16" MINIMUM TEMPERED GLASS, OR LAMINATED AS 1 GLASS OF SOLAR GRAY GLARE REDUCING TYPE WITH A LIGHT TRANSMISSION FACTOR OF 45% MAXIMUM.

FINISH INDICATORS
 A - CARPET PER STATE OF CALIF SPEC COMPLYING WITH GROUP 1, TYPE A OR TYPE B, CLASS 2, DENSITY 4600, DIRECT GLUE DOWN.
 B - VINYL SHEET FLOORING, 0.6 MIN. C.D.F. PER ASTM D 2047
 C - VCT ARMSTRONG, STANDARD, OR EXCELRON
 D - TOP SET BASE. 4"
 E - TOP SET BASE. 6"
 F - WALL FINISH: 1/2" VINYL TACKBOARD CLASS 1 OVER 1/2" GYP BOARD BACKING
 G - 1/2" GYP BOARD, TAPE, PAINTED FINISH
 H - 1/2" GYP BOARD, TAPE, PAINTED FINISH
 J - 3/32" F.R.P. OVER 1/2" W.R. GYP BOARD
 K - ACOUSTICAL LAY IN GRID CEILING PANELS 2'x2'
 L - 1/2" VINYL TACKBOARD CLASS 1 OVER 5/8" TYPE "X" GYP BOARD BACKING
 M - 5/8" TYPE "X" GYP BOARD, TAPE, TEXTURE, PAINTED FINISH
 N - CERAMIC TILE - (FULL HEIGHT AT WALLS)
 O - EXPOSED CONCRETE WITH CONCRETE SEALER
 P - CLOUD CEILING PANELS



WINDOW TYPES

ROOM FINISHES SCHEDULE

DOOR FRAME TYPES

DOOR HARDWARE SCHEDULE

A	EXTERIOR DOOR LOCKSET w/LEVER RHODES SCHLAGE ND95PD
B	EXTERIOR DOOR PANIC BAR w/PULL ON EXTERIOR VON DUPRIN 22NL (REQUIRED WHEN OCCUPANT LOAD IS 50 OR MORE)
C	INTERIOR PASSAGE COPPER CREEK 6220-PASSAGE w/ADA LEVER
D	INTERIOR RESTROOM COPPER CREEK 6231-RESTROOM w/ADA LEVER
E	INTERIOR ENTRY/OFFICE COPPER CREEK 6241-ENTRY/OFFICE w/ADA LEVER
F	INTERIOR STOREROOM COPPER CREEK 6250-STOREROOM w/ADA LEVER
G	INTERIOR CLASSROOM COPPER CREEK 6260-CLASSROOM w/ADA LEVER

EXTERIOR DOOR HARDWARE
 1. HINGES: HAGER 4-1/2X4-1/2 BUTTS, BB1279 US260, 1-1/2" PAIR SCREW IN BARREL AND BALL BEARING DESIGN.
 2. CLOSER: NORTON 8500DA OR 8500BF SERIES, LGN 1460 DEL. SERIES OR EQUAL, (5 LBS. MAX. PRESSURE)
 3. WEATHERSTRIPPING: ALL EXTERIOR DOORS SHALL BE WEATHERSTRIPPED WITH PEMKO 299D, ULTRA WS007 OR EQUAL, AT DOOR JAMBS AND HEAD.
 4. THRESHOLD: THRESHOLD SHALL BE PEMKO 271 AV 5" ALUMINUM WITH PEMKO 216 AV ULTRA TH042 DOOR BOTTOM.
 5. LOCKDOWN: INTERIOR TEACHERS' MANUAL LOCK FOR CAMPUS LOCK DOWN CRITERIA - REQUIRED FOR STATE-FUNDED SCHOOLS; PER EDUCATION CODE SECTION 17075.50 (AND ALSO CBC 1008.1.11); PROVIDE LOCKS THAT ALLOW DOORS TO CLASSROOMS AND ANY ROOM WITH AN OCCUPANCY OF FIVE OR MORE PERSONS TO BE LOCKED FROM THE INSIDE. LOCKS SHALL COMPLY WITH C.B.C. SECTION 1008.1.9.

*ADDITIONAL DOORS MAY BE REQUIRED BASED ON BUILDING LAYOUT.

NOT USED

NOT USED

NOT USED

MODULAR MANUFACTURER PROPRIETARY STATEMENT
 THESE DRAWINGS AND THE MATERIAL CONTAINED THEREIN ARE THE PROPERTY OF AMERICAN MODULAR SYSTEMS, INC. (AMS) AND SHALL NOT BE REPRODUCED, COPIED OR OTHERWISE DISPOSED OF DIRECTLY OR INDIRECTLY AND SHALL NOT BE USED IN WHOLE OR IN PART TO ASSIST IN THE MAKING OF OR FOR THE PURPOSE OF FURNISHING ANY INFORMATION FOR THE MAKING OF DRAWINGS, PRINTS, APPARATUS OR PARTS THEREOF WITHOUT THE FULL KNOWLEDGE AND WRITTEN CONSENT OF AMS. ALL PATENTABLE MATERIAL CONTAINED HEREIN AND ORIGINATING WITH AMS SHALL BE THE SOLE PROPERTY OF AMS.

PRE-CHECKED SET NAME
24'x40' THRU 120'x40' STANDARD MODULAR BUILDINGS

SITE SPECIFIC PROJECT NAME
HACIENDA LA PUENTE U.S.D. WEDGEWORTH ES (5) 36'x40' BUILDINGS

SHEET TITLE
SCHEDULES

MANUFACTURER PROFESSIONAL OF RECORD ON PC

THESE DRAWINGS ARE PRELIMINARY AND NOT FOR CONSTRUCTION UNLESS STAMPED & SIGNED BY THE ENGINEER OF RECORD.
 PROJECT SPECIFIC STATE AGENCY APPROVAL
 IDENTIFICATION STAMP
 DIV. OF THE STATE ARCHITECT
 03-18916
 ACS FLS SS
 Date: 03/20/18

ORIGINAL PC STATE AGENCY APPROVAL
 BASED ON PC# 02-113876
 PRE-CHECK (PC) DOCUMENT - CODE 2013 CBC
 A SEPARATE PROJECT APPLICATION FOR CONSTRUCTION IS REQUIRED

REVISIONS
 05/17/2016 - PC REVISION
 DRAWN BY: AB
 SCALE: AS NOTED
 DATE: 03/12/2018
 SHEET NUMBER

N3.0